

► *The Journal of Science, Technology & Humanities*

SANKALAN संकलन



January - June, 2018

Volume – IV, Issue – I

I.S.S.N. (Online): 2455-3557

JANUARY – JUNE, 2018

VOLUME – IV, ISSUE – I

I.S.S.N. (ONLINE) : - 2455 - 3557

Patron-in Chief

Prof. S.K. Singh

Ex Scientist, Defence Research & Development Organization (D.R.D.O.)

(Ministry of Defence, Govt. of India)

E-mail:- sk@vidyadaan.org

Executive Editor / Publisher

Rahul Rai

Assistant Registrar, B.I.T. Mesra, Ranchi, Jharkhand

M.B.A. (With Distinction, B.I.T.S., Pilani), B.Tech (With Distinction)

E-mail:- rahul.rishabh999@gmail.com

Editor-in-Chief – Sankalan - (ISSN Online: - 2455-3557)

(Registered & Recognized under the Dept. of Science & Technology,

Govt. of India, New Delhi)

Rishabh Rai

M.Tech, B.Tech (Both with Honours / Distinction & Academic Excellence Award)

E-mail:- rishabh.rahul001@gmail.com


Editors / Associate Editors

Avinash Kumar Tiwari, Junior Scientist, I.S.R.O., Bangalore, India

Upendra Kumar, Telecomm. Engineer, B.S.N.L., Patna, Bihar

MESSAGE AND NOTE THROUGH DESK

[A]. Mentor - Prof. (Dr.) R.K. Khandal



Prof. Dr. R. K. Khandal

Brief Profile:

- a. Prof. Dr. R.K. Khandal Is the President, R&D and Business Development at India Glycols Limited, a well renowned and one of its kind company in the world manufacturing Surfactants from sugarcane molasses. Former Vice Chancellor, Uttar Pradesh Technical University, Lucknow, a Fellow of the Royal Society of Chemistry, London
- b. Unanimously elected President of WAITRO (World Association of Industrial & Tech. Organizations), a UN body, 2010-2012 and 2012-2014
- c. Expert member of High level Committees of Govt. of India:
 - i. Ministry of Science and Technology
 - ii. Ministry of Child and Women Welfare
 - iii. Ministry of Food Processing Industries
 - iv. Recruitment and Appraisal committees of CSIR, DRDO etc
- d. Guided 30 PhD's from 10 Universities. 15 International Patents published 118 research papers in peer reviewed journals, five books and two edited.
- e. He has received several awards; prestigious ones include:
 - i. INSME (International award for innovation);
 - ii. R.N. Bangur Memorial award for novel technologies;

- iii. R.G. Deshpande award for popularizing Radiation processing technology;
- iv. U.P. Ratna Award, 2014 for Transforming Technical Education in U.P.
- v. Rajasthan Samman Award, 2015 from Rajasthan Associations;
- vi. Meri Dilli award, 2010 for improving the living standards of citizens of Delhi
- vii. Srishti awards for green technologies, waste management etc.
- viii. Amity Academic Excellence award for pioneering research and academics
- ix. AMAR UJALA Excellence Award for outstanding contribution to education
- x. Life time achievement award by World Environment Congress in food preservation, safety, environment protection and renewable energy,
- xi. Eminent Engineers Award by Institutions of Engineers, India
- xii. Academic Excellence Award from Engineering Watch, India, in Singapore,

Growth Path:

- a. Born on September 6, 1957, he started his career in 1982, as a **lecturer in Indian School of Mines, Dhanbad** at a very young age of less than 25 years.
- b. In 1985, joined as a **Group leader in a UNIDO project of Govt. of India.** Post-Doctoral research` ~ 1 year in England and 2 years in France.
- c. On return from France in 1991, joined as **Manager, ICI Specialty chemicals**, an MNC and worked for developing Technologies for specialty chemicals.
- d. In 1993, joined **India Glycols Limited as General Manager.** Managed team of R&D and Production for 8 years to for new products for growth of the Company.
- e. From 2001 to 2012, as the **Director, Shriram Institute, Delhi** established as a leader par excellence. Developed and established a self-sustainability model.
- f. **DURING 2012 – 2015, AS THE VICE CHANCELLOR OF UTTAR PRADESH TECHNICAL UNIVERSITY, TRANSFORMED THE UNIVERSITY INTO AN INNOVATION UNIVERSITY.**
- g. 2015 onwards, Prof. Khandal is, the **President, R&D and Business Development, India Glycols Limited**, a global supplier of Green performance chemicals
- h. Prof. Khandal has been associated with leading private universities and institutions as a mentor

Virtues:

Prof. Khandal is a person of eminence with unique expertise and capabilities; a rare profile covering 360° research and innovation cycle in career: as an Academician and a Researcher (Govt. and Pvt.). He knows how to convert challenges into opportunities.

[B]. Patron - in - Chief: – Prof. S.K. Singh

He is serving the nation in the field of science & technology. He has completed his graduation degree in Engineering in Electronics & Communication Engineering, from B.I.T. Sindri, in 1986 and postgraduate in Business Management from X.L.R.I. Jamshedpur, in 2004.



He has 30 years of wide experience in applied Research, Product Development and Program Management besides developing algorithms and their implementation for real-time embedded applications for signal processing in technologies like Software Defined Radio, Digital Subscriber Line, Cable Modem, Meteor Burst Communications and Satellite communications.

Background Highlights:-

- 1986 - 1997, Defence Research & Development Organization (D.R.D.O.) as Scientist
- 1997 - 2006, As Engineering Manager / Program Manager in Multinationals like, Freescale Semiconductor, Ishoni Networks, General Electric Plessey etc.
- 2006 - 2008: Cofounded a Telecom Company Hertz Tele Networks Pvt. Ltd
- 2008 - 2010: Director: Genesis Futuristic Technology Ltd, Noida
- 2010 till date: Founded many organizations till date.
- He had Co-authored a paper on the issue of inter modulation products for D.S.P. based Modulators in 2nd International Symposium on “D.S.P. for Communication Systems” held at Adelaide in 2004. D.S.P. based Modulators: Problems and Solutions.

Message from the Patron - in - Chief's Desk:-

“SANKALAN:- The Journal of Science, Technology & Humanities” (I.S.S.N. Online:- 2455 - 3557) is a Journal started with a goal to publish innovative ideas which proposes value in creating technologies for tomorrow and solving problems of today right from concept to implementation.

This Journal will try to set an example for extending opportunities to scholars of different field to publish their papers with ethics and honesty. I wish a grand success to all the stakeholders of the Journal.

[C]. Executive Editor / Publisher: - Rahul Rai

He is working as Assistant Registrar at B.I.T. Mesra, Ranchi, Jharkhand. His areas of interest are Analytics, Marketing & Entrepreneurship. He is M.B.A with Distinction Marks from B.I.T.S., Pilani, Rajasthan and B.Tech with Distinction in IT and Management. He has 06 years of industrial experience in Analytics and Research industry.



Background Highlights:-

- Worked as Academic Associate in Department of Management, B.I.T.S., Pilani, Rajasthan
- Qualified All India Level :- U.G.C. National Eligibility Test – Junior Research Fellowship (U.G.C. – N.E.T – J.R.F.) in Management in the year 2013
- Diverse Experience in various domain like Banking, Retail, Media & Marketing
- Awarded Many Prizes and appreciations in the career in several fields till date
- Organized & Participated in several seminars and events till date

Note from the Publisher / Executive Editor's Desk:-

Wishing you all a great year ahead!!!

Firstly, I will pay my gratitude to Almighty, my parents and all well-wishers with whose blessings and support we are able to start this journal “**SANKALAN:-The Journal of Science, Technology and Humanities**”, (I.S.S.N. Online: - 2455 - 3557) We have started this journal publication for publishing new findings on Science, Technology and Humanities.

I hope this initiative will bring great value for academicians, researchers, students and all those who are involved in Research & Development work. We do have a highly reputed pool of advisory board members from well renowned universities, who help us in keeping high benchmark for quality and originality of our publications. Hence, I am confident that our mission to be the leading Research Journal in field of science, technology and humanities will very soon become true.

I hope very soon Buxar- Land of Rishi Vishwamitra; will soon become educational hub of Bihar.

No part of this publication may be reproduced or copied in any form by any means without prior written permission of publisher of this Journal. The Journal shall not be responsible in any manner in pursuance of any action including legal on the basis of opinion expressed. In publishing the Journal utmost care and caution has been taken by the Board of Editors, even if any mistake whatsoever occurs the editorial board shall not be responsible or liable and obliged for any such mistakes in any manner.

[D]. Editor - in - Chief: - Rishabh Rai

He is the Editor in Chief of this Journal. His areas of interest are Digital System Design, Communication Systems, Nanotechnology, Embedded System Design, Wireless & Mobile Communications & Low Power V.L.S.I. Design. He is M.Tech in V.L.S.I. Design specialization with Distinction Marks & B.Tech in Electronics & Telecommunication Engineering with Honours.



Background Highlights:-

- Appreciated by the Govt. of India, Govt. of Bihar & Govt. of Jharkhand for the quality publication of the Journal – Sankalan: - The Journal of Science, Technology & Humanities (e - ISSN - 2455-3557), in the year 2016, 2017
- Earned the respective academic degrees in the career till date i.e. (Class Xth to M.Tech.) with Distinction / Honours in aggregate
- Published 20 Technical / Research / Review / Study Papers in several National / International Conferences and Journals till date
- Authored many books, chapters in various publications till date
- Awarded Honorarium & Appreciated for the Paper Publication by A.K.G.E.C. International Journal of Technology in 2016
- Academic Excellence Award, for the academic performance in M.Tech. – (2013 – 2015)
- Academic Excellence Award , for the aggregate performance in B.Tech (2009 - 2013)
- I.E.E.E. National Merit Award – 2013, for the best Paper Presentation in National Conference - E.T.E.A.T – 2013
- Project Selection in the Sixth Science Conclave – 2013, at I.I.I.T Allahabad
- Amul Vidya Bhushan Award – 2009, for the academic excellence & performance in A.I.S.S.C.E. – 2009
- Awarded many awards (Winner), recognitions, appreciations at International, National, State, District, College & School Level in various academics and cultural (Solo Singing, Writing Books, Journals etc.) events till date

Note from the Editor - in - Chief's Desk:-

Firstly, I am thankful to god and grateful to my venerated parents, and all those whose blessings and constant encouragement have helped me to complete this work, i.e. compilation and finalizing of the current issue of the Journal, “**SANKALAN:-The Journal of Science, Technology and Humanities**”, (I.S.S.N. Online: - 2455 - 3557). Authors are requested to emphasize on novel theoretical standard and downtrodden concerns of the mentioned areas against the backdrop of proper objectification of suitable primary materials and documents. The papers must not be published, copied in parts or whole or accepted for publication anywhere else. For more information and ideas, one must visit the "**Quality & Plagiarism Check**" for such issues, as given in the website www.sankalan.org .

I think that, we provide only quality and original research / technical / review / study / implementation papers in our Journal as we have strictly gone through the Plagiarism policies, which must be followed for anyone in writing any paper. The entire article will must be double blind peer reviewed by our Advisory Board and will be thoroughly checked on the Plagiarism Software if selected, may be published by completing the copyright policies with the Journal. I think that it will really help the academicians / scholars / faculty members / industry delegates & professionals as well as students in finding knowledge and information on several emerging aspects in the world. Lastly, I want to thank all the concerned authorities who are directly or indirectly related to our Journal, and must expect that their co-ordination and support are always valuable and required for us forever.

SENIOR ADVISORY EDITORIAL / REVIEWER BOARD:-

1. Dr. T. Arfin, Assistant Professor & Scientist, Environmental Materials Division, C.S.I.R., NEERI, Nagpur, Maharashtra, India
2. Prof. (Dr.) Rakesh Kumar Singh, Assistant Professor & Head, Aryabhata Centre for Nanoscience & Nanotechnology (P.G. Department), Aryabhata Knowledge University (A.K.U.), Patna, Bihar, India
3. Prof. (Dr.) A.K. Verma, (Former Senior Scientist, Defence Research & Development Organization (D.R.D.O.), Ministry of Defence, Govt. of India)
4. Prof. (Dr.) Saurabh Kumar Pandey, Assistant Professor, Department of Electrical Engineering, Indian Institute of Technology (I.I.T.) Patna, Bihar, India
5. Prof. (Dr.) Aminul Islam, Senior Member – I.E.E.E. and Ph.D. Coordinator, Department of Electronics and Communication Engineering, Birla Institute of Technology (B.I.T.) Mesra, Ranchi, Jharkhand, India
6. Prof. (Dr.) H.N. Upadhyay, Associate Dean, Department of Electronics & Communication Engineering and Student Affairs, SASTRA University, Thanjavur, Tamil Nadu, India
7. Prof. (Dr.) Sumitra Rai, Professor, Department of Humanities, L.B.T. College, Buxar, Bihar, India
8. Dr. Piyush Kumar, National Post Doc Fellow & PI, Bio Engineering Lab, Chemical Engineering, Indian Institute of Technology (I.I.T.) Roorkee, Uttarakhand, India
9. Prof. (Dr.) Ajay Kumar Baranwal, Post - Doctoral Research Scientist, (Research Area - Solar Cell), University of Hyogo, Japan
10. Prof. (Dr.) Subrata Das, Assistant Professor, Department of Chemistry, National Institute of Technology (N.I.T.) Patna, Bihar, India
11. Prof. (Dr.) Kavita Tiwari, Associate Professor, Department of Humanities & Applied Sciences, Head – Cultural Committee & Literary News Board, Krishna Engineering College, Ghaziabad, Uttar Pradesh, India
12. Prof. (Dr.) Deepak Kumar Rai, Professor, Department of Humanities, V.I.T.M., Buxar, Bihar, India
13. Prof. (Dr.) M.C. Bansal, Ex - Chief Proctor & Professor, Department of Applied Sciences, Vishveshwarya Group of Institutions, Greater Noida, Uttar Pradesh, India and Editor - in - Chief, International Journal of Electronics and Computer Science Engineering, (I.S.S.N.:- 2277 - 1956)
14. Prof. (Dr.) Ranjit Singh, Editor - in Chief:- A.K.G.E.C. International Journal of Technology, (I.S.S.N.:- 0975 - 9514), Ajay Kumar Garg Engineering College, Ghaziabad, Uttar Pradesh, India
15. Prof. (Dr.) Pankaj Srivastava, Professor & Head, Department of Applied Sciences & Humanities and Professor Incharge (Recruitments), Vishveshwarya Group of Institutions, Greater Noida, Uttar Pradesh, India
16. Prof. (Dr.) Amjad Ali, Assistant Professor, Department of Humanities & Social Sciences - (Psychology) and Editor - in - Chief, Parallel World – The Institute Magazine, National Institute of Technology (N.I.T.) Patna, Bihar, India
17. Prof. (Dr.) Anjali Singh, Ph.D., Department of Humanities (English), Veer Kunwar Singh University, Ara, Bhojpur, Bihar, India

ADVISORY EDITORIAL BOARD

1. Amritesh Kumar, Assistant Professor, Department of Electrical Engineering, Delhi Technological University (D.T.U.), New Delhi, India
2. Shahiruddin, Assistant Professor & Incharge, Department of Electronics and Communication Engineering, Birla Institute of Technology (B.I.T. Mesra) - Patna Camps, Bihar, India
3. Prof. Usman Sammani Sani, Lecturer, Department of Electrical Engineering, Bayero University, Kano, Kano State, Nigeria
4. Rajni Parashar, Assistant Professor, Department of Electronics & Communication Engineering, Ajay Kumar Garg Engineering College (A.K.G.E.C.) Ghaziabad, Uttar Pradesh, India
5. Navneet Kumar Pandey, Assistant Professor, Department of Mechanical Engineering, J.S.S. Academy of Technical Education, Noida, Uttar Pradesh, India
6. Prof. Umesh Kumar, Ex- G.M., Uptron Powertronics, U.P.S.I.D.C., Govt. of Uttar Pradesh, India
7. Awanish Kumar Kaushik, Assistant Professor, ECE Department, G. L. Bajaj Institute of Tech & Management Greater Noida, Uttar Pradesh, India
8. Prabhat Shrivastava, Assistant Professor, Department of Electronics and Communication Engineering, B.N. College of Engineering & Technology, Lucknow, Uttar Pradesh, India
9. Amit Krishna Dwivedi, Ph.D. Research Scholar, V.L.S.I. Design, Indian Institute of Technology (I.I.T.) New Delhi, India
10. Akhilesh Kumar Gupta, Ph.D. Research Scholar, Power Electronics, Motilal Nehru National Institute of Technology (M.N.N.I.T.), Allahabad, Uttar Pradesh, India
11. Anshumali Bhushan, Director, Genesis Futuristic Technologies Ltd., Noida, Uttar Pradesh, India
12. Manas Mehrotra, National Head – Retail, Lava International, New Delhi, India
13. Dinesh Chaurasia, Ph.D. Research Scholar, Department of Electronics and Communication Engineering, Motilal Nehru National Institute of Technology (M.N.N.I.T.), Allahabad, Uttar Pradesh, India

DISCLAIMER

No part of this publication may be reproduced or copied in any form by any means without prior written permission of publisher of SANKALAN. The views / opinions expressed by the contributors does not necessarily match the opinion of the Patron-in- Chief, Editor-in-Chief, Editors / Associate Editors, Executive Editor / Publisher and Senior Advisory Editorial / Reviewer Board or Advisory Editorial Board. The views of contributors are their own hence the contributors are solely responsible for their contributions. The Journal shall not be responsible in any manner in pursuance of any action including legal on the basis of opinion expressed. In publishing the Journal utmost care and caution has been taken by the Board of Editors, even if any mistake whatsoever occurs the editorial board shall not be responsible or liable and obliged for any such mistakes in any manner.

“SANKALAN”

The Journal of Science, Technology & Humanities

SANKALAN welcomes and encourages scholarly unpublished papers on various fields of Science, Technology & Humanities from students, teachers, scholars and professionals. The Journal invites the submission of papers that meet the general criteria of significance and academic brilliance. Authors are requested to emphasize on novel theoretical standard and downtrodden concerns of the mentioned areas against the backdrop of proper objectification of suitable primary materials and documents. The papers must not be published in parts or whole or accepted for publication anywhere else.

OBJECTIVES:

- ❖ To develop and promote academic research activities on various contemporary techno-engineering issues and trends in management and humanities.
- ❖ To provide a platform to discuss the problems related to the technical as well as the managerial and research issues.

The most valuable and suggestive comments of all the readers are always awaited and welcomed in order to achieve the ultimate goal. We are looking forward for your contributions. All communications must be made only in electronic form e-mailed to:

SANKALANDOTEDITOR(AT)GMAIL(DOT)COM

CONTACT:-

“SANKALAN -

The Journal of Science, Technology & Humanities” (I.S.S.N. Online: - 2455-3557)

Rahul Rai

Executive Editor / Publisher

Permanent Address: - S / O, Shri J.P.N. Rai,

Opposite Ambassador Hotel, Vishnupuri,

Syndicate, Buxar

Bihar- 802101, India

Email: - sankalan.editor@gmail.com

Rishabh Rai

Editor - in - Chief

Permanent Address: - S / O, Shri J.P.N. Rai,

Opposite Ambassador Hotel, Vishnupuri,

Syndicate, Buxar

Bihar- 802101, India

Email: - sankalan.editor@gmail.com

x

CONTENTS

Kinetics and Mechanism of Oxidation of Mixture of Oxalic Acid and Adipic Acid by Chromic Acid in Presence of Sulphuric Acid

1

Dr. Mamta Mishra

Spectroscopic Determination of Electron Donor sites in (E)-2-(1-(4-hydroxy-2oxo-2H-Chromen-3yl) Ethylideneamino)-3-Methylbutanoic acid

6

Manoj Kumar Goel, Pooja Rani

Mobile Operating Set-Up Signal Reception: A Review

11

Sunil Kumar

Techniques of Image Impainting used for Wireless Communication

19

Ankit Sharma, Sunil Garg

Kinetics and Mechanism of Oxidation of Mixture of Oxalic Acid and Adipic Acid by Chromic Acid in Presence of Sulphuric Acid

Dr. Mamta Mishra

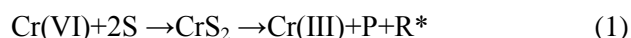
Assistant Professor, Chemistry, Applied Science Department
G. L. Bajaj Institute of Tech & Management Greater Noida,
E-mail:- mamtamishra29@gmail.com

Abstract- The kinetics of oxidation of mixture of oxalic acid and adipic acid by chromic acid in presence of sulphuric acid has been studied. The products are succinic acid and carbon dioxide. The rate of oxidation increases with the increase in the concentration of H_2SO_4 Acid. kinetic of oxidation of mixture of oxalic acid and adipic acid by chromic acid shows first order reaction at 27°C , order of the reaction is also one in presence of H_2SO_4 Acid. A mechanism consistent with the observed kinetic data has been proposed. The kinetic parameters such as catalytic constant, dielectric constant and temperature coefficient are calculated.

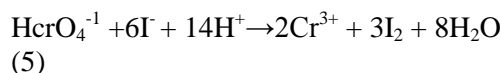
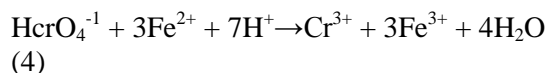
Keywords - Kinetics and Mechanism of Oxidation, Chromic Acid,

I. INTRODUCTION

Several kinetic studies of chromic Acid oxidation of different type of organic substrate have been carried out by different workers^{2,5,6,7} to understand the mechanistic aspects of reduction of Cr(VI) to Cr(III), to explore the effect of the substituent on the redox activity of Cr(VI). The oxidation of oxalic acid, co oxidation of carboxylic acid with oxalic acid and the oxidation of several carboxylic acids by acid chromate ion (HCrO_4^{-1}) by substrate (s) producing radicals (R^*). The radical reduce additional Cr(VI) to Cr(V) giving products.



Chromic Acid has been long and successfully used as an oxidizing agent for both preparative and analytical purposes. The procedure underlying the stoichiometric equation (4) and (5)

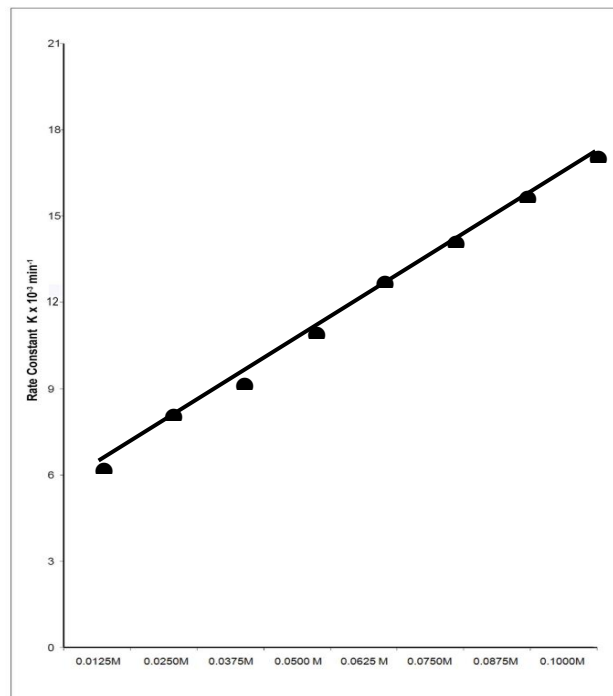


Equation (4) and (5) are among the classic method of quantitative analysis.

Materials and methods ; All the chemicals were of AR grade, Oxalic Acid (Merck) Adipic Acid (Merck) chromium trioxide (Qualigens) and Sulphuric Acid (B.D.H) and all other chemicals were used of highest purity available commercially. Solutions were prepared in doubly distilled water. Solutions of the oxidant and reaction mixtures containing known quantities of the substrates (Oxalic Acid – 20ml, Adipic Acid – 20ml) H_2SO_4 Acid- 20 ml, H_2SO_4 Acid – 20 ml and other necessary chemicals were separately thermo stated ($\pm 0.1^\circ\text{C}$). The reaction was initiated by mixing the requisite amounts of the oxidant with the reaction mixture, monitored by following the rate of disappearance of Cr (VI) by spectrophotometrically. Data so obtained 27°C on various reaction mixtures containing different concentration of H_2SO_4 Acid, while the concentration of Oxalic Acid, Adipic Acid and chromic Acid were kept constant at 0.1750M, 0.1250M and 0.0038M respectively, concentration of H_2SO_4 Acid was varied from 0.0125 M to 0.1000M respectively.

Table No.01- Rate Constant, pH Values and Hydrogen Ion Concentration

S. No.	Concentration Of H_2SO_4 Acid	Rate Constants $K \times 10^{-3} \text{ Min}^{-1}$	Ph Value At 27°C	Hydrogen ion Concentration $\times 10^{-2}$
1	0.0000 M	5.3920	2.07	0.851
2	0.0125 M	8.2877	1.84	1.445
3	0.0250 M	10.4251	1.76	1.738
4	0.0375 M	11.1250	1.73	1.862
5	0.0500 M	12.6802	1.69	2.042
6	0.0625 M	14.3500	1.66	2.188
7	0.0750 M	15.7803	1.62	2.399
8	0.0875 M	17.1054	1.57	2.692
9	0.1000 M	18.4249	1.53	2.951



Concentration of Sulphuric Acid (M)

Fig (1)

Variation of Rate Constant with the Hydrogen Ion Concentration of Sulphuric Acidcf Table -02

Variation of Rate Constant with the Concentration Cf Sulphuric Acid of Table -01

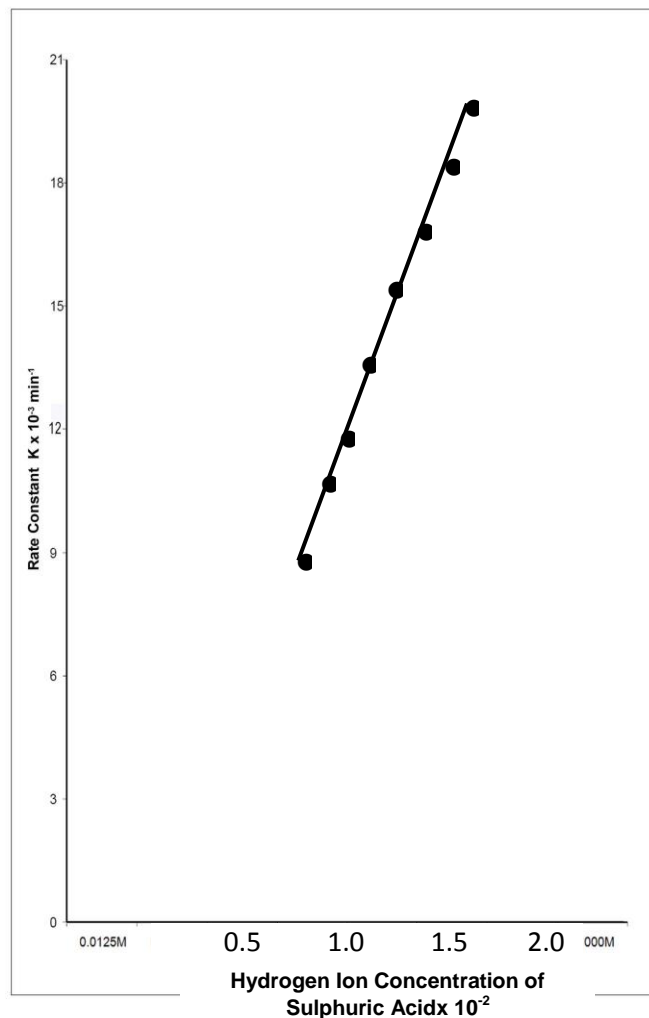


Fig (2)

Tale no: 2
Catalytic Constant and Dielectric Constant

S.No.	Concentration Of sulphuric Acid	Catalytic Constant $K_H \times 10^{-1}$	Di-electric Constant
1	0.0000 M	-	1.959*
2	0.0125 M	2.0033	1.877
3	0.0250 M	2.8965	1.875
4	0.0375 M	3.0790	1.871
5	0.0500 M	3.5706	1.869
6	0.0625 M	4.0958	1.863
7	0.0750 M	4.3323	1.859
8	0.0875 M	4.3518	1.857
9	0.1000 M	4.4162	1.855
Average value = 1.1394×10^{-1}			1.867

$$1 \rightarrow 3.5931 \times 10^{-1}$$

*Not Included in the Average.

Table No: 3
Rate Constant At Different Temperatures

S. No.	Concentration Of sulphuric Acid	RATE CONSTANT $K \times 10^{-3} \text{ MIN}^{-1}$		
		27° C	37° C	47° C
1	0.0000 M	5.3920	10.5685	20.9266
2	0.0125 M	8.2877	16.4090	31.9988
3	0.0250 M	10.4251	20.5373	40.6639
4	0.0375 M	11.1250	21.5815	42.9472
5	0.0500 M	12.6802	25.2344	49.9635
6	0.0625 M	14.3500	28.2697	55.1259
7	0.0750 M	15.7803	30.6140	60.3086
8	0.0875 M	17.1054	33.6980	65.7127
9	0.1000 M	18.4249	36.4819	68.8689

Table No: 4
Temperature Coefficient

S.No.	Concentration Of sulphuric Acid	TEMPERATURE COEFFICIENT	
		K_{37} / K_{27}	K_{47} / K_{37}

1	0.0000 M	1.96	1.98
2	0.0125 M	1.98	1.95
3	0.0250 M	1.97	1.98
4	0.0375 M	1.94	1.99
5	0.0500 M	1.99	1.98
6	0.0625 M	1.97	1.99
7	0.0750 M	1.94	1.98
8	0.0875 M	1.97	1.95
9	0.1000 M	1.98	1.97

II RESULTS AND DISCUSSION

Reaction Mixture Containing Oxalic Acid, Adipic Acid And Chromic Acid Were Stirred In Water At 27°C For 48 Hours. The Solvent Removed Using A Rotator Evaporator Under Reduced Presser. The Residue Was Extracted Using Diethyl Ether In Separator Funnel.

The Organic Layer Was Concentrated With A Rotator Evaporator. The Product Succinic acid was identified by its spot test³. Product succinic acid was also confirmed by its melting point. The evolution of carbon dioxide was tested by a conventional lime – water^{9,10} test the order of the reaction with respect to chromic acid remains unaltered in the presence of Sulphuric Acid concentration in the system.

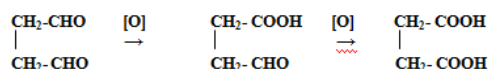
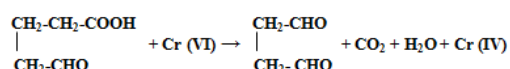
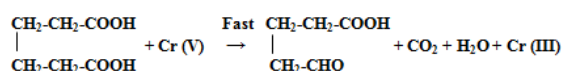
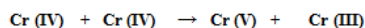
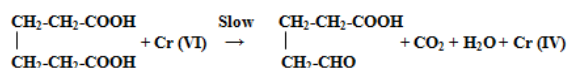
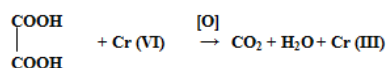
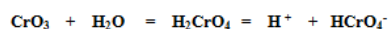
A graph obtained between the rate constant and added concentration of H₂SO₄ Acid (fig no. 01) suggests that the rate is a linear function of the concentration of H₂SO₄ Acid. Reaction is also first order with respect to H⁺ as shown in fig No-02. The pH value decreases quite naturally with the increases in the H₂SO₄ Acid concentration.

No significant change in the values of dielectric constant and catalytic constant of the system is observed by the concentration of the added H₂SO₄ Acid. Finally, the oxidation reaction was studied at three different temperatures, i.e., 27°C, 37°C and 47°C keeping all other experimental conditions constant. Values of rate

constants and temperature coefficient are given in Table No-03 and -04.

As the rate of the reaction is altered in presence of H₂SO₄ Acid, hence reaction is catalyzed. The rate of reaction does not depend on the concentration of H⁺ ion only thus the effect is not due to specific acid catalysis it seems to be due to general acid catalysis.

III. MECHANISM OF REACTION



I

REFERENCES

1. A. N. Gaivoronskii & V.A. Grannzhan , Sol . Of Adipic Acid In Org. Sol.& Water. Russ.J. Of Ap. Chem. 783; 404-408 (2005)
2. B. K. Mishra, Ph. D. Thesis B. U. Bhopal (1998)
3. F. Feigl, Spot Test In Organic Analysis, R. E. Oesper (Ed.) Elsevier Amsterdam (1960)
4. Z. Khan, D. Gupta And A. A. Khan , Int. J. Chem. Kinet. 24,481,(1992)
5. Ahuja, Rashmi, Ph. D. Thesis B. U. Bhopal (1993)
6. Ali. S. L. Ph. D. Thesis B. U. Bhopal (1993)
7. Ansari, A. H. Jou. Sci. Res. 1 (1) 1-5 (1978)

8. A. A. Frost & R. G. Pearson, Kinetics & Mechanism John Willy Eastern Pvt. Publishers, P, 150-152 (1970)
9. Vogel A. I. Qualitative Organic Analysis Longman And Green London (1958) P. 708
10. Waters, W. A. And Littler, J. S. Oxidation In Organic Chemistry, Acad. Press New York (1965) Pp, 185-241



1- Dr. Mamta Mishra

is working as Assistant Professor in Applied Science Department at GLBITM Greater Noida, Uttar Pradesh. She has graduated (B.Sc.) from Pt Ravi Shankar Shukla university, Raipur in 2000, Post graduated (M.Sc.) from Pt Ravi Shankar Shukla university, Raipur in 2002 and Ph.D. from Varkatullah University, Bhopal in 2014. She has teaching experience of 13 years.

Spectroscopic Determination of Electron Donor sites in (E)-2-(1-(4-hydroxy-2oxo-2H-Chromen-3yl) Ethylideneamino)-3-Methylbutanoic acid

Manoj Kumar Goel ¹, Pooja Rani ²,

^{1, 2} Assistant Professor, Physics, Applied Science Department
^{1, 2}, G. L. Bajaj Institute of Tech & Management Greater Noida,

E-mail:- ¹ goelmanoj2007@gmail.com, ² poojapadam25@gmail.com

Abstract- Coumarins are oxygen containing heterocyclic compounds having unique photochemical and photo physical properties which depend on the electron donar atom or group present in it. (E)-2-(1-(4-hydroxy-2oxo-2H-Chromen-3yl) ethylideneamino)-3-methylbutanoic acid (HCMB) is coumarin derivative synthesized by condensation of 7-hydroxy-2-oxo-2H chromene-8-carbaldehyde and 2-amino-3-methylbutanoic acid and I.R., ¹H and ¹³CNMR spectroscopic techniques exhibit the presence of electron donar atom which cause the fluorescence activity of synthesized molecule

Keywords - Coumarin derivatives, electron donar atoms

I. INTRODUCTION

Coumarin consists of a benzene ring fused together with a pyrone ring .

The pyrone ring also contains a double bond such that it extends the conjugate π system across the molecule. In Coumarin moiety an aromatic ring is contain six carbon atom as ring -I and pyrone ring as ring-II. .

The various coumarin derivatives that bear an electron donar group are most commonly used for fluorescence applications. [1]

The unique photochemical and photo physical properties of coumarin derivatives make them useful in a variety of optical application such as in optical brighteners laser dyes, nonlinear optical chromophores, solar collector systems and organic light emitting diodes.[2-6]

The present paper deal with the synthesis of compound HCMB by the condensation of 7-hydroxy-2-oxo-2H chromene-8-carbaldehyde and 2-amino-3-methylbutanoic acid and identification of electron donor sites present in such compound by Electronic, I.R., ¹H and ¹³CNMR spectroscopic techniques.

II. EXPERIMENTAL

i- Materials and Apparatus

All solvents were dried by standard methods. Starting materials were commercially available and were purchased from BDH chemicals Ltd.

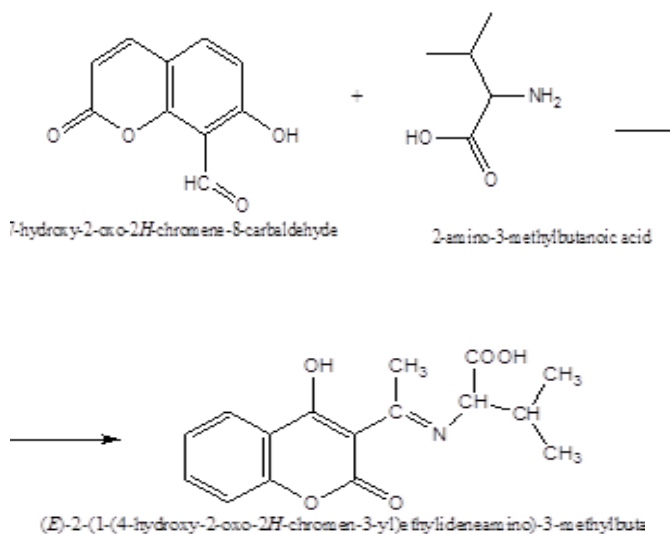
All solvents used are of HPLC or spectroscopic grade. Product was purified by flash chromatography on silica gel (230–400 mesh, Merck) using Hexane: ethyl acetate (3:1) as eluent.

Melting points were taken on an Electro thermal X-4 apparatus. The IR spectra of synthesized compound is recorded in the range of 4000–400 cm^{-1} .

This is done by using a Thermo Nicolet 320 FTIR spectrometer using KBr disc at room temperature. ^1H NMR and ^{13}C NMR spectra were recorded on a Varian NMR system 400(400 MHz) with TMS as an internal standard. UV-Vis spectra were recorded with a 1-cm path quartz cell on a Shimadzu UV-2550.

ii. Synthesis of (E)-2-(1-(4-hydroxy-2-oxo-2H-Chromen-3-yl) ethylideneamino)-3-methylbutanoic acid (HCMB)-

The methanolic solution of 7-hydroxy-2-oxo-2H chromene-8-carbaldehyde (1.9 gm, 1 mole) was added to the methanolic solution of 2-amino-3-methylbutanoic acid (1.17 gm, 1 mole) and the mixture was refluxed for 30 minute. After cooling the mixture, the solvent was evaporated and the residue was purified by column chromatography on silica gel (hexane-ethyl acetate, 4:1, volume ratio), yielding the product as yellow crystal. [7]



III. RESULTS AND DISCUSSION

i-Micro-Analysis: (E)-2-(1-(4-hydroxy-2-oxo-2H-Chromen-3-yl) ethylideneamino)-3-methylbutanoic acid (HCMB), $\text{C}_{16}\text{H}_{17}\text{NO}_5$, mol. wt 303, M.P. 125 $^{\circ}\text{C}$, $\text{C}\% = 63.36$, $\text{H}\% = 5.65$, $\text{N}\% = 4.62$, $\text{O}\% = 26.37$.

ii- UV-Vis Absorption Spectra

The electronic spectra of methanolic solution of HCMB observed at 497 nm, this band tentatively assigned to the $\pi \rightarrow \pi^*$ transition. [7-8] the electronic spectra of HCMB in various aqueous buffer solution are shown in Fig-1. The spectra show a small amount of bathochromic shift with increased pH.

Table:1

Solvent	λ_{max}	$\lambda_{\text{ex}}(\text{nm})$	E	ϕ
Methanol	457	475	520	1.05×10^4
Ethanol	468	475	515	1.25×10^4
Propanol	470	478	512	1.35×10^4
Butanol	465	485	510	1.30×10^4
Acetonitrile	479	465	525	1.75×10^4

ϕ , Quantum yield; ϵ , molar absorptivity $\text{L mol}^{-1} \text{cm}^{-1}$.

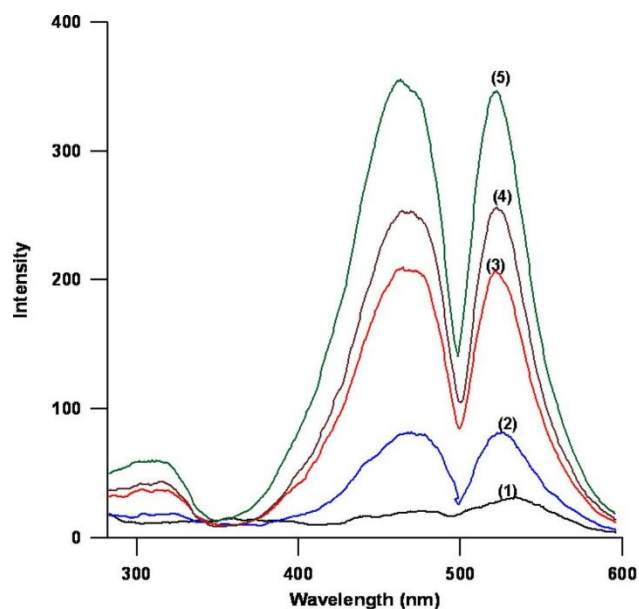


Fig 1

ii- I.R. Spectral studies

The IR spectra of HCMB show a broad band in region 3000-3200 cm^{-1} assigned to the stretching vibrations of –OH group. [9] the appearance of medium intensity band 1360-1350 cm^{-1} , 1230-1250 cm^{-1} suggested the presence of coumarin ring in compound. [10] The band appeared at 1660-1670 cm^{-1} & 1760-1690 cm^{-1} assigned to the lactone carbonyl moiety present in compound [11-12].

The appearance of medium intensity band 1360-1300 cm^{-1} suggested the presence of azomethine bond in HCMB while the presence of medium intensity band at 1615-1625 cm^{-1} and 1566-1570 cm^{-1} assigned to the existence of –COOH group in compound. [13]

The IR spectral bands suggested the presence of following electron donor sites in HCMB

- Nitrogen atom of Azomethine bond (C=N bond)
- Oxygen atom of cyclic carbonyl group of coumarin ring
- –COOH group
- –OH group

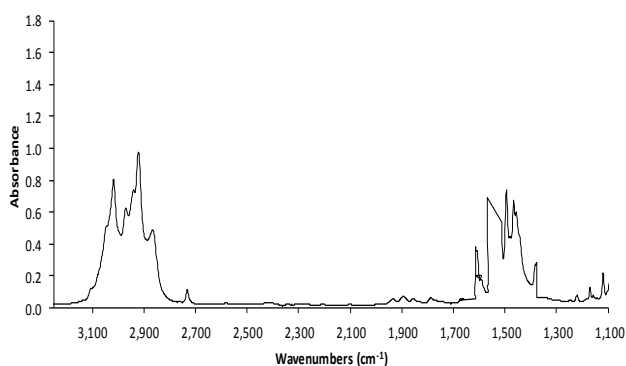


Fig 2- IR Spectra of HCMB

iii-¹H-NMR Spectral studies:- A multiplet of proton signal appeared at $\delta = 7.02-7.27$ ppm assigned to the proton signal attached with C₅, C₆, C₇, C₈, C₉ and C₁₀ atom of coumarin ring. [14] The appearance of singlet at $\delta = 15$ ppm suggested the presence of –OH group while another sharp singlet appearance at $\delta = 11.0$ ppm indicate the proton signal associated with –COOH group which can generate an electron donor site after deprotonation. [15-17]

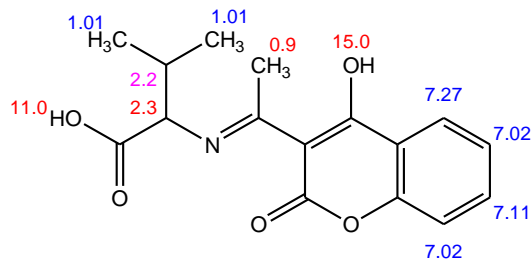
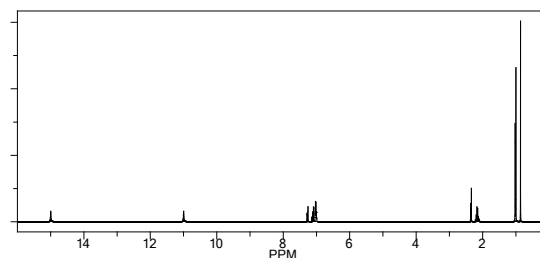
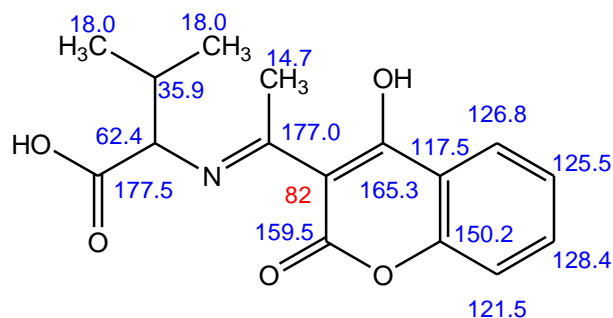
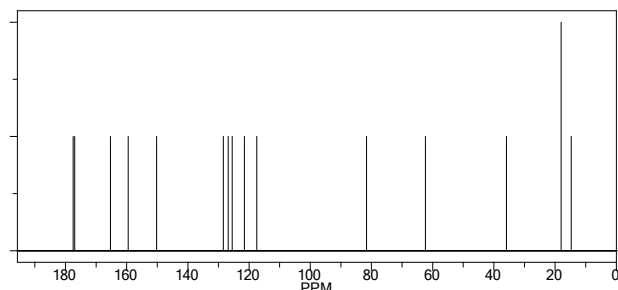
Fig 3 - ¹H-NMR chemical shift δ /ppm of HCMB

Fig 4

-¹H-NMR Spectra of HCMB

v- ¹³C NMR Spectral studies : the ¹³CNMR spectra of HCMB show nine nonaromatic carbon signal at $\delta = 159.5, 165.3, 126.8, 125.5, 128.4, 121.5, 150.2$ & 117.5 ppm of C-2, C-3, C-4, C-5, C-6, C-7, C-8, C-9 and C-10 atom of 4-hydroxy coumarin ring. [18]. The carbon signal appeared at $\delta = 159.5$ ppm assigned to the C=O group carbon atom signal of coumarin ring. HCMB show a sharp signal at $\delta = 177$ ppm assigned to the presence of azomethine bond. The sharp carbon signal appeared at $\delta = 177.5$ ppm due to the presence of COOH group. [19-20].

Fig 5 - ¹³C-NMR chemical shift δ /ppm of HCMB

Fig 6- ^{13}C NMR Spectra of HCMB

IV. CONCLUSION

From the data of Electronic, I.R. and NMR spectral studies is observed that compound (E)-2-(1-(4-hydroxy-2oxo-2H-Chromen-3yl) ethylideneamino)-3-methylbutanoic acid (HCMB) have the following electron donor sites Nitrogen atom of Azomethine bond (C=N bond) Oxygen atom of cyclic carbonyl group of coumarin ring

-COOH group

-OH group

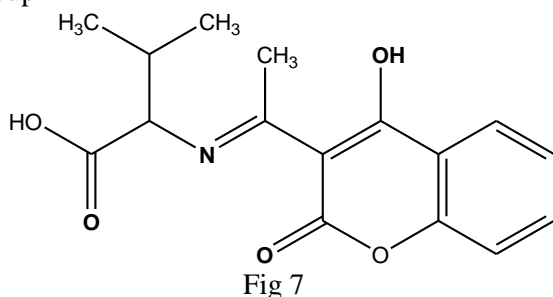


Fig 7

REFERENCES

[1] Mohd. Mudassir Husain et al, IJRES, , Vol I(3),2013,01-05
 [2] T. Rene, F. Francesca, M. Brenda, U. Francisco, Phytochemistry,2006, 67, 984
 [3] K.S. Vijay, S. Neera, Spectrochim Acta Part A, 2003, 59, 1161
 [4] R. Choorikkat, K.P. Vakayil, Spectrochim Acta Part A, 2010, 1610
 [5] J.R. Lakowicz. *Principles of Fluorescence Spectroscopy*; Kluwer Academic/Plenum Publishers, New York, NY, USA, 1999; Chapter 3, p. 280.
 [6] Prasanna de Silva, H.Q.N. Gunaratante, A. J. M. Huxley, C.P.;T.E. Rice, T.E. Signaling

recognition events with fluorescent sensors and switches. *Chem. Rev.* 1997, 97, 1515–1566.
 [7] Prasanna de Silva, T.P. Vance, MWest, M.E.S.; Wright, G.D. Bright molecules with sense, logic, numeracy and utility. *Org. Biomol. Chem.* 2008, 6, 2468–2481.
 [8] R. Acceta, R. Corradini, R. Marcelli, Enantioselective sensing by luminescence. *Top. Curr. Chem.* 2011, 300, 175–216.
 [9] B. Ernesto, G.L. Pablo, *Can. J. Chem.*, 2002, 80, 169
 [10] T. Deligeorgiev, T. Svetkova, Diana Ivanova, Coloration Technology, vol 124(4), 2008, 195-203
 [11] Rajesha, H.S. Naik, H. N. H. kumar, Arkiv (ii) 2009, 11-19
 [12] R. K. Raj, S. Gunasekaran, T. Gnana Sambadan and S. Seshadri, Int. J Curr. Res Aca. Rev. Vol 3(3), 2015 130-149
 [13] B. S. Yadav, I.Ali, P. Kumar, P.Yadav, Ind J Pure App Phys, 45, 2007, 979-983
 [14] Socrates, Infrared and Raman characteristics group frequencies Table and Charts, Third edition Wiley, 2001
 [15] S. Szafran, A. Komasa, E. B. Adamska, J Mol. Struct-Theochem, 827, 2007 101-107

[16] A.A.H. Kadhum, A. B. Mohamad, Al-Amirey, molecules 16 , 2011,6969-6984
 [17] Yasameen K Al-majedy, Abdul-Amir H-Kodhum, molecules 19 2014, 11791-11799
 [18] K S Dhami and J B Stohers, can. J chem. 45 1967
 [19] T. Litia, S. L. Maunu, J.Sipila and B. Hortling, Solid State NMR 21 (2002)171-186
 [20] P. Hardlolic, J. donovalova, H. Gaplovsky molecules, 14, 2010, 8915-89

Authors Details -

1-Manoj Kr Goel-



is working as Assistant Professor in Applied Science Department at GLBITM Greater Noida, Uttar Pradesh. He has graduated (B.Sc.) from CCSU Meerut in 2001, Post graduated (M.Sc.) from CCSU Meerut in 2003 in area of Electronics and PhD (pursuing) from Magadh Univ. Bodh Gaya. He has teaching experience of 15 years.



2-Pooja Rani-

is working as Assistant Professor in Applied Science Department at GLBITM Greater Noida, Uttar Pradesh. She has graduated (B.Sc.) from Punjabi university Patiala in 2001, Post graduated (M.Sc.) from Punjabi University Patiala in 2003 in area of physics and PhD from CMJU in 2012. She has teaching experience of 12 years.

Mobile Operating Set-Up Signal Reception: A Review

Sunil Kumar

Senior Resource Person, ISRO, Bangalore, India

Abstract—Present paper carries out a review of different channel impairments that exist in Satellite signal propagation and techniques that could be used to compensate for the same. Mobile Satellite Systems (MSS) are used to provide reliable contiguous coverage by combining the Satellite and the terrestrial cellular networks to take their respective advantages. High frequency operation, channel impairments, existence of LoS component etc. must be properly accessed for radio channel modeling of the system. This paper discusses some of these signal degradation mechanisms prevailing in Satellite links. Finally, some reception improvement techniques in view of the MSS is presented.

Index Terms— Mobile Satellite Systems; fading; MIMO; polarization; LNA.

I. INTRODUCTION

Historically, Mobile Satellite Systems (MSSs) have been used in Marine and Military Communications for providing the seamless connectivity to mobile users in the regions where no other means of network can be established. MSS have also been successfully utilized in disaster management situations when all other forms of communication systems fail to respond. Recently, Hybrid Mobile Satellite Systems (HMSS) [1] have been opted in several countries due to the possibility of retrieving the combined advantages of terrestrial Cellular networks and Satellite Systems. Cellular Systems provide high bandwidth, low latency data and voice services. On the other hand, use of Satellite Systems extends the geographical coverage of the overall network. MSS systems like Thuraya, ACeS, and INMARSAT etc. have contributed a lot in the development of hybrid network by coordinating with cellular vendors across the globe.

Main aim of an efficient MSS is to provide

seamless radio hand over from terrestrial cellular system to satellite system as per the radio channel condition and availability. Since cellular and satellite radio channels behave differently in many aspects, separate considerations are required for both forms of wireless systems for simultaneous optimization. Satellite system faces multipath fading of signal strength based on the humongous distance that the signal has to travel and natural phenomenon of reflection, refraction, diffraction and scattering. In order to provide uniform connectivity, channel estimates based on shadowing effects and Doppler effects need to be addressed. Common Satellite mobile channel models noted in the literature are C.Loo model [3], Lutz model [4], and Corazza model [5]. Main aim of all satellite channel models is based on probabilistic description of the abnormality of the radio propagation.

In this paper, an introduction to various signal propagation mechanism affecting the signal is provided in section II. This is followed by some mitigation schemes which can be used to provide reliable MSS coverage to the mobile user.

II. SATELLITE LINK IMPAIRMENTS

To incorporate a low cost, high spectrally efficient wireless communication system, a complete description of all the propagation impairments is necessary. Satellite signal

consists of a direct component, called the Line Of Sight (LoS), and multiple copies of this direct component known as multipath components. Situation is depicted in Figure 1. ITU-r [6] gives an exhaustive explanation of all the possible scenarios that the signal may encounter while its propagation. In [7], authors have modelled the received signal as

$$C(t) = A_0 e^{j(\omega_0 t + \varphi_0)} + \sum_{m=1}^M A_m e^{j(\omega_m t + \varphi_m)} + n(t) \quad (1)$$

Where A_0 , ω_0 , are amplitude, Doppler shift and phase of the LOS component while summation part quantifies the 'M' multipath components and $n(t)$ is the White Gaussian Noise.

prime concern to the radio engineer to facilitate the anywhere, anytime connectivity supported by MSS Sat Com.

Some techniques are suggested in this section for

In equation (2), σ denotes the standard deviation and 'r' denotes the envelope of the signal.

be used to mitigate the fades in Satellite communication link. Using more than one antenna each at transmitter and at the receiver brings multiple link establishments to the same mobile user into play. Designing an MIMO scheme is based on Space Time Coding (STC). As demonstrated in, additional dimension that comes into picture is the space which needs to be modelled in a similar way as time and frequency modelling in case of a SISO (Single Input Single Output) channel. A classical way adopted by several researchers is to model a wideband MIMO as being comprised of several narrowband SISO channels. Efficiency of such channel models depends upon the de-correlations among different fading paths available to multiple antennas. Spatially uncorrelated paths may be obtained using definite separation among multiple antennas in terms of wavelength at the frequency of operation. Key is to sample signals in spatial domain so as to generate

According to equation (1), signal received by the mobile handset receiver comprises of a dominating LOS and several other components shifted in frequency and relative phase. Based on this fact and the fact that the signal has to cover a long distance various impairments in satellite signal path are discussed next.

A. Free Space Path Loss

FSL (Free Space Loss) is determined by the amount of distance that the signal has to travel and on the system's operating frequency. High operating frequency and larger distance results in higher losses. Even in the LoS component of received signal, FSL impacts the signal strength and mobile receiver front end must provide the legitimate amplification in

improving the quality of reception.

A. MIMO Techniques

Multiple Input Multiple Output (MIMO) antenna techniques provide advantages of diversity and multiplexing gain that can

multiple parallel channels as depicted in Fig.2. In order to achieve full benefit of MIMO model, certain trade-offs must be made between BER (bit error rate), system throughput, physical size of the receiver and amount of correlation between different antenna elements.

Effect of atmospheric attenuation on LoS based MIMO scheme is very well described in which brings various interesting notes about the underlying technique. Under certain restrictions, Authors invoke the point that MIMO channel capacity is not affected by phase of the signal and that the capacity of SISO is almost half of the capacity obtained from a 2 X 2 MIMO scheme.

Limitation over the size of the mobile handset restricts the implementation of higher order of MIMO requiring multiple antennas with certain predefined separations. In case of MSS, the handset

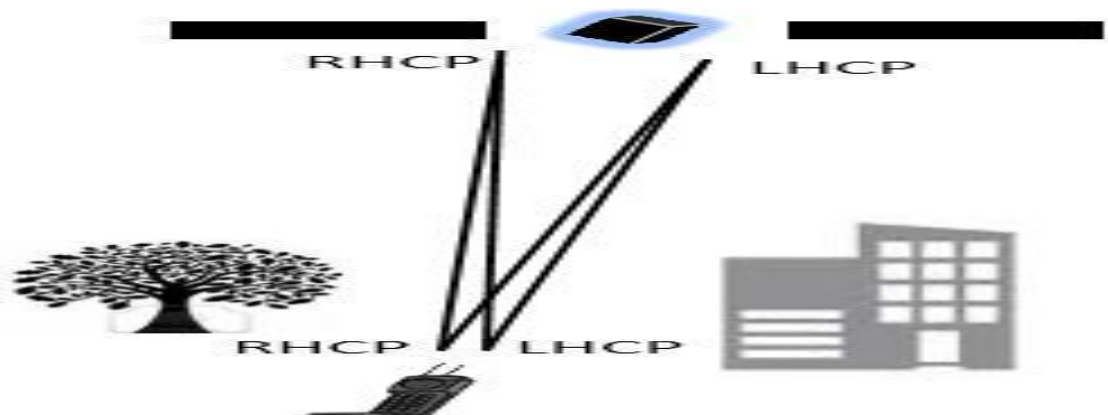
antenna needs to be made even larger in physical size due to absence of LoS component of signal. Satellite communication offers polarization as a means to combat this issue. Cross-polarized antenna arrays provide orthogonal or nearly orthogonal polarization (LHCP and RHCP or Horizontal and Vertical) fields which can be used for simultaneous reception of signals mitigating the multipath fade effects. This is shown in Fig. 2 (a) where one antenna at Satellite transmitter is utilized to create redundant paths. Another way to generate MIMO scheme is to use Spatial or Satellite Diversity where two Satellites can be shifted in the space to provision two distinguished links to the mobile user use. It can be noted from Fig.2 (b) that two Satellites use the same polarization to achieve diversity. Literature reveals the combination of polarization multiplexing and polarization diversity in order to double the effective amount of uncorrelated paths the arrangement for it is shown in Fig. 2 (c). Here, two Satellites provide the required spatial diversity while the dual polarizations (LHCP and RHCP) per Satellites provisions a 2 X 4 MIMO scheme. A common difficulty faced in such implementations is of separating the multipath signal from the strong LOS component. System designer also needs to address issues like polarization mismatch between various radio paths and change in orientation of polarization due to Ionospheric propagation of the Satellite signal.

B. Fade Mitigation Techniques

Several FMTs (Fade Mitigation Techniques) have been utilized in the past depending upon the application for which they are developed. After performing a link budget calculations based on required coverage and availability, various techniques could be adopted for mitigating the impairments.

Downlink Power Control (DLPC) can be opted for combating rain attenuation by adjusting onboard power output. Onboard Beam Shaping (OBBM) can be employed to utilize active antenna which allows spot beam power to adopt according to the propagation conditions.

Figure 2(a) Polarization Diversity



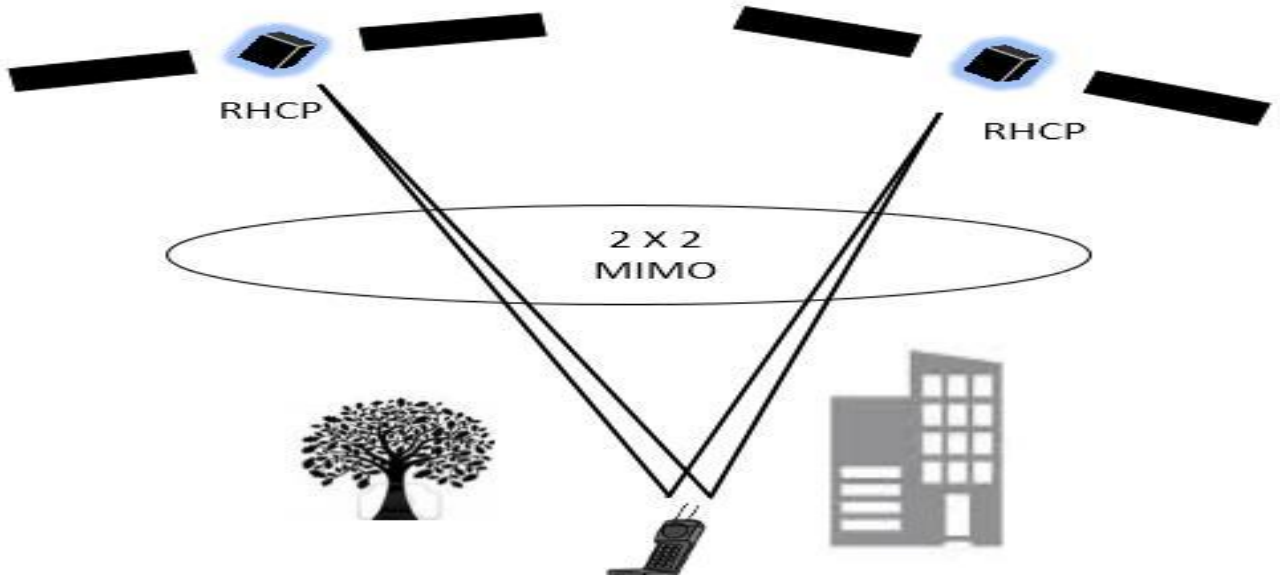


Figure 2(b) Satellite Diversity

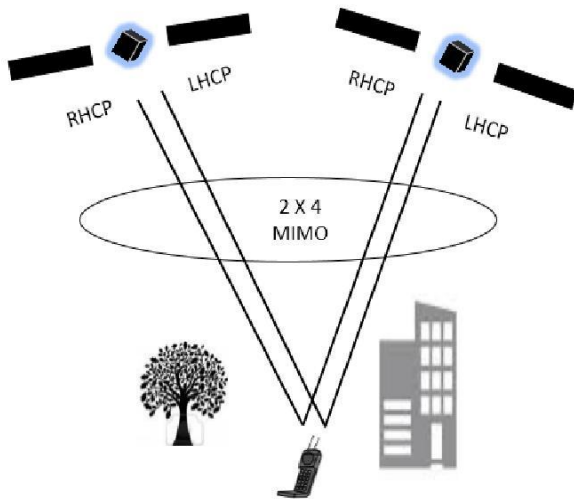


Figure 2(c) Dual Satellite/ Dual Polarization

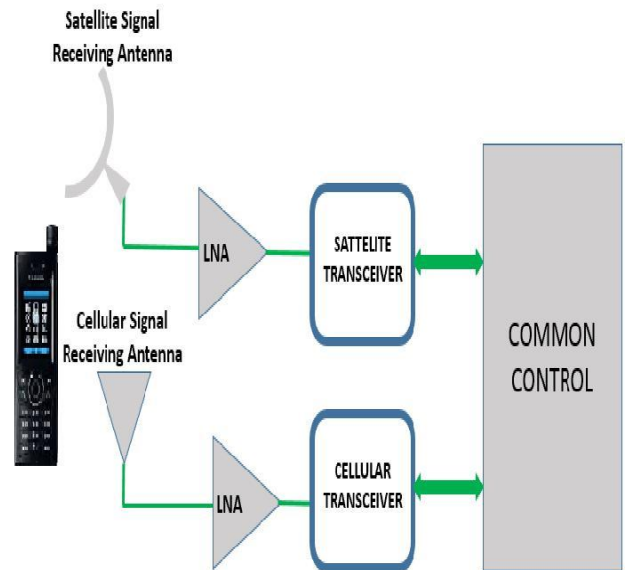


Figure 3 Hybrid Mobile Receiver Unit
Since both DLPC and OBBM techniques require

downlink power modification they can be used with effect in MSS where only mobile equipment is power constrained. Adaptive Modulation (AM) and Adaptive Coding (AC) are FMTs based on physical layer adaptability to the existing channel condition. In clear sky conditions, higher system capacity can be obtained from a given bandwidth using a spectrally efficient modulation scheme. In an AM scheme, tropospheric degradations can be mitigated by falling over to spectrally less efficient modulation scheme in order to make the physical layer more robust. AC consists of implementing a variable code rate matched to conditions in the radio propagation. As pointed out in the last section, Satellite Diversity (*SatD*) is yet another FMT that can be utilized to enhance reception quality and is very well discussed in. It mainly comprises of optimizing the satellite constellation size in accord with the minimum elevation angle that the MSS will support.

C. Receiver RF Front End Optimization

Improvement in reception can be best optimized at the RF front end of the mobile receiver. MSS handset is designed to process signal both from terrestrial cellular systems and satellite. Due to matured MMIC (Monolithic Microwave Integrated Circuits) Technology, miniaturization of hardware has resulted into physically smaller equipment. A hybrid solution and an integrated solution have been noted.

In hybrid solution, both Satellite and cellular intelligence is housed in a single enclosure but they work separately as standalone receivers. In Integration based solution, both modems are grown over same wafer making the switching between two networks a smooth transition. Fig. 3 demonstrates the basic structure of a hybrid mobile receiver unit with separate antenna systems for Satellite and terrestrial cellular end. Satellite reception consideration deals with a weak signal arriving at the receiving antenna (or a collection of antennas in case of an MIMO scheme), the output of which is connected to Low Noise Amplifier (LNA). To

improve the quality of reception, distance between antenna and LNA has to be optimized first. Second important aspect is the design of the LNA. The amount of noise of subsequent stages of the receiver following the LNA is reduced by the gain of the LNA, while noise contributed by it is directly added to the received signal. This leaves two important considerations to the device engineer in high gain and small noise figure (NF) to be obtained simultaneously. Generally, these two parameters are opposing to obtain as the maximizing of one adversely affects the other. Gain maximization deals with minimization of VSWR (Voltage Standing Wave Ratio) which in turn depends upon impedance matching. Different optimization techniques have been reported for simultaneous gain maximization and NF minimization in.

Generally a dual LNA system is utilized for microwave amplification of receiving signal as shown in Fig. 4. This is one of the better way of achieving opposite requirements simultaneously. In such a scheme, the first of the two LNAs is designed with lowest possible NF for pre-amplification as it dominates the noise performance of the subsequent sections by the famous Friis Formula. Preamplifier should be placed as close to the antenna as possible and is sometimes fully integrated with it which gives rise to 'active antenna'. Bandpass Filter (BPF) is used to reject the intermodulation products of the preamplifier. The output of the BPF is again amplified using an LNA, this time with superior gain. This scheme has been adopted by several satellite mobile service providers although an extra LNA might increase the cost of the equipment.

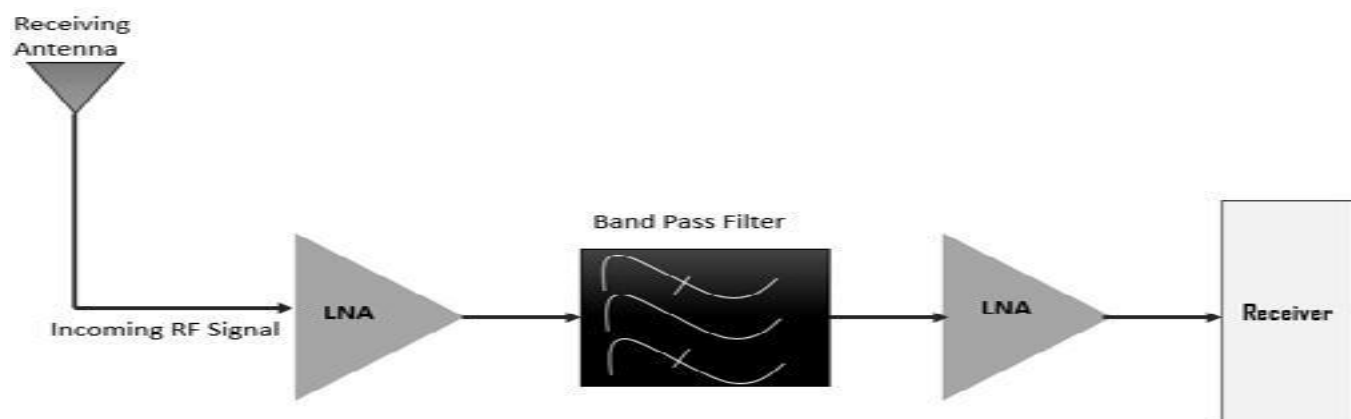


Figure 4 Dual LNA Receiver Front End

IV. CONCLUSION

In this paper, satellite radio channel impairments are presented and various means of improving the reception of MSS are discussed. Possibilities regarding the compensation of multipath and shadowing fades are noted. Methods discussed need to be implemented both at radio as well as at the device level in order to accommodate a robust communication system. Reception Improvement Techniques can be used individually or in combination to optimize the mobile user signal reception.

REFERENCES

- [1]. Gary M. Comparetto, Neal D. Hukower, "GLOBAL MOBILE SATELLITE COMMUNICATIONS: A REVIEW OF THREE CONTENDERS", American Institute of Aeronautics and Astronautics, Inc. (AIOAA) 1994.
- [2]. Sastri L. Kota, Giovanni Giambene, Paolo Chini, "A MOBILE SATELLITE SYSTEMS FRAME WORK FOR NETWORK CENTRIC APPLICATIONS", Conference on Military Communications (MILCOM), IEEE, Volume., No., pp.1-8, Nov. 2008.
- [3]. CHUN Loo. "A STATISTICAL MODEL

FOR A LAND MOBILE SATELLITE LINK". Vehicular Technology, IEEE Transactions Volume. 34, Issue No. 3, 1985.

- [4]. Erich Lutz, Daniel Cygan, Michael Dippold, et al. "THE LAND MOBILE SATELLITE COMMUNICATION CHANNEL—RECORDING, STATISTICS, AND CHANNEL MODEL", IEEE Transactions on Vehicular Technology, Volume 40, Issue No. 2, 1991.

- [5]. Giovanni E. Corazza, Francesco Vatalaro. "A STATISTICAL MODEL FOR LAND MOBILE SATELLITE CHANNELS AND ITS APPLICATION TO NONGEOSTATIONARY ORBIT SYSTEMS" Vehicular Technology, IEEE Transactions, Volume 43, Issue No. 3, 1994.

- [6]. Available From: www.itu.int/dms_pubrec/itu-r/rec/p/R-REC-P.681-6-200304-S!!PDF-E.pdf.

Author's Profile:-

Sunil Kumar is working as a senior resource person in Indian Space Research Organization, Bangalore, India since last 15 years.

He has a vast experience in the field of Electronics & Communication Engineering.

TECHNIQUES OF IMAGE INPAINTING USED FOR WIRELESS COMMUNICATION

Ankit Sharma, Sunil Garg

Department of Electrical Engineering, Indian Institute of Technology, (I.I.T.) Delhi, New Delhi, India

Abstract- Image inpainting is a technique, which employ various algorithms for filling the damaged portion of the image. This is accomplished by filling the unknown region by surrounding known region which is logically acceptable. Two things that is to be consider while performing image inpainting by any of the proposed algorithm is the texture and structure completion of the inpainted image which is the main challenge. There are many algorithms for performing image inpainting which has their own advantages and disadvantages.

Keywords : Texture , structure , erosion and dilation process , CNN.

I. INTRODUCTION

In our day to day life we have come across many images which are not in a good condition. Images are the means by which a person can hold their memories and emotions. But as the time passes these images are somehow damaged, become blurred , faded or may be spoiled due to dust. This is a common problem that a person face. Image inpainting is a technique that is the solution of this kind of problem which is firstly introduced by Bertalmio.et al.in 2000[1]. Image inpainting is a restoration process in which if a person does not know the original image than he cannot see the difference in the inpainted image. It also allow us to remove any object from the image which requires proper knowledge of the algorithm that you are using so that the texture and the structure of the original image is retained after inpainting.

In [10], a dual scheme for the compression and restoration of sequentially transmitted images over wireless sensor network is presented. This article proposes a novel dual transmission scheme, targeting mainly the area of Multimedia WSNs (WMSN) that aims to decrease the overall traffic load introduced by retransmission schemes.

In [1] Bertalmio.et al., uses smoothness function for filling the unknown region , although that algorithm fills the structure but it fails in filling the texture. Bertalmio introduced another algorithm in which he uses Navier-Stokes equation for fluids dynamics [2]. This algorithm is based on fluid dynamics and utilizes partial differential equations. basic principle is heuristic. It first travels along the edges from known regions to unknown regions (because edges are meant to be continuous). It continues isophotes (lines joining points with same intensity, just like contour joins points with same elevation) while matching gradient vectors at the boundary of the inpainting region. For this, some methods from fluid dynamics are used. Once they are

obtained, color is filled to reduce minimum variance in that area. The laplacian is used as the movement of the fluid. It has many parameters which is to be set manually and it still does not improve in filling of the texture although it shows improved result in structure filling.

II. FAST MARCHING METHOD

In 2004, Alexandru Telea introduced image inpainting technique based on Fast Marching Method[3]. For this consider a region in the image to be inpainted. Algorithm starts from the boundary of this region and goes inside the region gradually filling everything in the boundary first. This pixel is replaced by normalized weighted sum of all the known pixels in the neighborhood. Selection of the weights is an important matter. More weightage is given to those pixels lying near to the point, near to the normal of the boundary and those lying on the boundary contours. Once a pixel is inpainted, it moves to next nearest pixel using Fast Marching Method. FMM ensures those pixels near the known pixels are inpainted first, so that it just works like a manual heuristic operation. Fig 1. shows the result of using above algorithms.



Figure 1 First image shows degraded input. Second image is the mask. Third image is the result of fast marching method and last image is the result of Navier-Stokes algorithm

III. COLOR SEGMENTATION METHOD

In 2008, Hung, Liao, Huang, Tang, Chen[4], has introduced a method based on structure construction. This algorithm is based on color segmentation: mean shift segmentation.

In this method the structure information is separated from the image and then the missing contour is repaired by using Bézier curve .Then the exemplar-based image inpainting method is applied to recover all information of damaged area from other source area. Following Fig 1 ,flow chart shows this process. Fig 2. shows the inpainted image by using this algorithm.

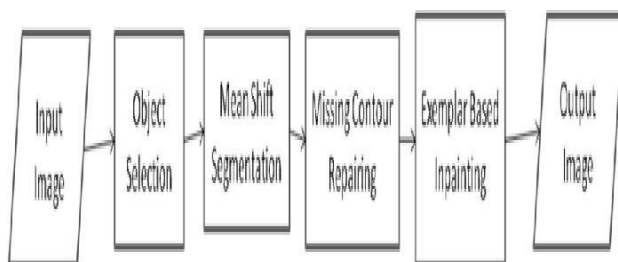


Figure 2 Flow Chart



(a) Source Image



(b) After Image Inpainting

Figure 3 Cartoon picture shows the result of using color segmentation



Figure 4 (a) Damaged image (b) Restored Image by CNN

applied to this Fig 3: shows the result by the CNN algorithm.

IV. CELLULAR NEURAL NETWORK METHOD

In 2009, digital image inpainting by cellular neural network (CNN) is introduced [5]. It can be used to image inpainting for digital images and for video frames having very high noise ratio. This is also be used for motion pictures with high percentage of noise.

CNN is an artificial neural network of nearest neighbour interaction type. It is widely used for image inpainting, pattern recognition, moving object detection etc. In this large damaged image block(DIB) is divided into small image blocks(IBs) and each image block is subdivided into large pixel blocks(PBs). Then the recursive algorithm is

V. WAVELET TRANSFORM

In 2011, Image Inpainting by Wavelet Transform is being proposed by Vaibhav and Sachin[6]. This paper demonstrates the removal of an object from a digital image and provides a image which has plausible background. The schemes that are used for image inpainting is classified into texture and surrounding oriented which we have mentioned earlier that these are the two main areas which is to be considered while selecting any kind of algorithm for the image inpainting.

The major advantage of using Wavelet Transform is the larger time interval and narrower band of frequencies. Wavelet Transform has been used for a good image representation and analysis tool mainly for the multi-resolution analysis etc.

The image repairing method is done by separating the texture and color composition. Then separately the image is being repaired by using color conversion formulae. Texture composition is more important than the color composition information. Fig 4 , shows the required inpainted image by using wavelet transform in which the first image is having a person doing bungee jumping and then after applying wavelet transform person is removed and the image is inpainted. Wavelet transform provide good results if coefficients are correctly chosen.



Figure 5 (a) Input Image (b) Inpainted Image by Wavelet Transform

VI. EXEMPLAR BASED IMAGE INPAINTING

In 2012 , Oing Zhang and Jiajun Lin introduced image inpainting by color distribution analysis[7]. In this paper they used the inpainting algorithm which is exemplar-based. It has two basic steps : priority assignment and selecting the best matching patch. Exemplar – based algorithm first selects the best matching patch from the known surrounding image then using this algorithm this patch is placed in the targeted place so that a person who does not know the original image does not easily differentiate it. However, the computational time of this algorithm is not tolerable. Although there are different algorithms proposed for assigning the priority but the main problem behind selecting any of the algorithm is computational complexity and also getting the good result. In this paper they proposed different priority schemes to realize the inpainting by exemplar- based approach. They used isophote-driven priority which is also employed in earlier papers and then they have shown results using their own method i.e., color distribution analysis. They have actually compared the results by using these two methods by providing a well-defined table. They have also compared their result with the simultaneous structure and texture algorithm, which is proposed by Bertalmio in 2003[8]. Their results are robust to the high frequency components such as noises in the priority assignment. In 2013, image inpainting by erosion and dilation operation [9] is introduced in which algorithm is based on the morphological erosion and dilation operation. Erosion process is used to shrink the unknown region and Dilation process is used to take the information and texture from the

surrounding area. These methods are used for binary images. Erosion operation will shrink the foreground area. If there is a hole inside the foreground area it will enlarge. This same process is when reversed it is called dilation process. Dilation process is used for enlarging the foreground area. If any hole is inside the foreground area it will it will become small. In this they have used 3x3 structuring element. This structuring element is used in convolution with the image. Fig 5, shows the result of using erosion and dilation process and their comparison with the Telea and Navier-Stokes method.

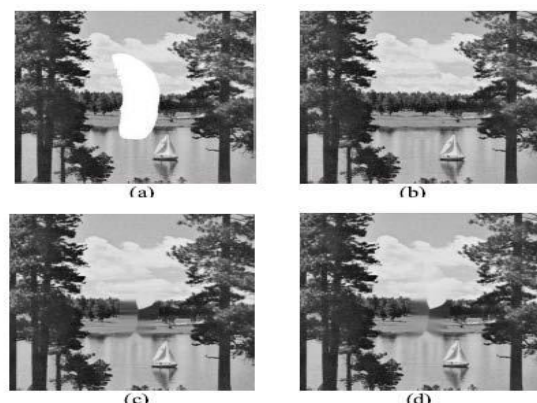


Figure 6 (a) Damaged image , (b) inpainted result by proposed method, (c) Navier-Stokes Method , (d) Telea method

VII. CONCLUSION

Image inpainting is the process by which one can get back their original image which is spoiled by somehow. There are various methods proposed since 2000 till date in the field of image inpainting. By using these methods we can remove any object from a digital image or we can get back our original image. Each of these algorithms has their own advantages and disadvantages. Depending on the resources available and individual choice any of the above process can be used for image inpainting.

Since image inpainting is a vast area in which every now and then new processes and algorithms will come across to the individual. It is their own choices that which particular result they have to consider so that the person can enhance the existing result by doing some kind of research in that field or they can use that algorithm for their personal use. Because images are such things which everyone have and they intact the memories and emotions of a person. Image inpainting is getting popular in recent years and research in this field will continue because any result will have a room for improvement it is a never ending process.

VIII. REFERENCES

- [1] M. Bertalmio, G. Sapiro, V. Caselles and C. Ballester, "Image inpainting", Proceedings of the 27th Annual Conference on Computer Graphics and interactive Technique (2000), July 23-28, New Orleans, U.S.A.
- [2] M. Bertalmio , A.L. Bertozzi and G. Sapiro , "Navier-Stokes , Fluid Dynamics and image and video inpainting" , Proceedings of 2001 IEEE Computer Society Conference on Computer vision and pattern recognition(2001) December 8-14 , Kauai , Hi, USA.
 - a. Telea , "Image inpainting technique based on the Fast Marching Method", Journal of Graphics Tools , Vol.1, No. 9,(2004).
- [3] Jason C. Hung , Chun-Hong Hwang , Yi-Chun Liao , Nick-C Tang , Ta-Jen Chen , "Exemplar-based Image Inpainting based on Structure Construction", Journal of software , Vol.3, No.8 , November , 2008.
- [4] P. Elango and K. Murugesan , "Digital Image Inpainting Using Cellular Neural Network", Int.J. Open Problems Compt. Math. ,Vol.2, No. 3 , Sept 2009.
- [5] Vaibhav V.Nalawade and Sachin D. Ruikar , "Image Inpainting Using Wavelet Transform", International Journal of Advance Engineering Technology , Vol.II , October – December , 2011.

Author's Profile:-

Ankit Sharma & Sunil Garg completed their research work in the field of Electrical & Electronics Engineering and they are performing the same coordination in the field of the respected domain of Engineering.

They have vast experience in the fields of applied research and development.

UPCOMING ISSUE & CALL FOR MANUSCRIPTS

Invitation for Manuscripts concerning Science, Technology and Humanities subjects for publication in the “SANKALAN:-The Journal of Science, Technology and Humanities”.

We commenced the publication of a Science, Technology & Humanities Journal to provide a forum for publishing new, emerging and the innovative findings / theoretical / research / case study / review analysis on Science, Technology and Humanities.

SANKALAN has a periodicity of six months and will be distributed among top-level colleges / universities and Science / Technology / Humanities institutions worldwide, so that it may encourage further development in the related fields.

The idea behind this task is to provide platform that encourages innovations in the field of engineering as well as management and make exchange of the same among other institutions of repute abroad. This effort would certainly help the growth of research and its subsequent expeditious progress in the world.

Scientific/Technical/Humanities articles are invited from faculty members / research scholars / students / professionals and scientists related to engineering branches namely, Electronics and communication / Telecommunication Engineering, Electrical Engineering / Electrical & Electronics Engineering, Information Technology, Computers, Mechanical Engineering, Robotics and allied disciplines including the interdisciplinary branches or courses, Applied Sciences as well as the Humanities background including Sales / Finance / Human resources including the Managerial & Arts Domain.

Soft copies of the 6000 words articles composed in Word 2007 / 10-format are invited round the year. I.E.E.E. style of preparation of the manuscript will be followed. Equations should be composed using ‘Equations Editor’. Figure-captions should not form part of the figures: they should be composed separately. Tables should be serially-numbered and put together at the end.

“The Volume – IV, Issue – II (July - December, 2018) is the upcoming issue and is supposed to be released in the first week of January / February, 2019”.

The benefits of publishing articles in the “SANKALAN: - The Journal of Science, Technology and Humanities” include:

- **No charges for the publication and each issue include quality oriented articles with proper quality and plagiarism check policies.**
- **Fast publication times: your paper will appear online as soon as it is ready.**
- **All the papers must follow the standard I.E.E.E. double column format.**
- **Excellent advisory editorial and reviewer standards.**
- **A rigorous, fast and constructive peer review process.**
- **All abstracts and full text available free on-line for encouraging the research and development.**
- **Journal with global and proper indexing and citations.**
- **You can e-access your publication lifetime everywhere, as it is an open access Journal**
- **Contributions may please be e-mailed to: sankalan.editor@gmail.com.**

ANNOUNCEMENT

Editorial Board of Sankalan - The Journal of Science, Technology and Humanities deeply appreciates the time and effort involved in preparation, submission, blind peer review and publication of knowledgeable articles. Since last year, we have taken a landmark lead in this frontier that requires passionate dedication to achieve audacious goals.

Since its inception, the Journal has published 28 articles in five respective issues, contributed by authors from several domains in India and abroad. Accolades received from professional fraternity reinforce our resolve to forge further in this task.

We wish to celebrate our Third Anniversary of this effort via an epochal announcement.

To recognize the invaluable Intellectual contribution made by professionals in advancing the noble cause of dissemination of scientific, technological and humanities background knowledge, the Best Paper Publication Certificate will be provided to the particular author, whose paper contains unique information which follows the complete domain, in each and every Issue of the Journal.

The PG Scholars, Research Scholars, Academicians, Industry Delegates will be given special preference regarding the presentation of their articles in the respective issues of the Journal.

The unique specialty of the Journal provides the quality oriented, Plagiarism free articles which are Free of Cost, Open - Access throughout the world to serve the people of our nation and abroad.

SUGGESTIONS AND FEEDBACK

Please take a moment to evaluate the articles you have read in this issue of “**SANKALAN: - The Journal of Science, Technology and Humanities**”, **Volume - IV, Issue - I, (January - June, 2018)**. Your valuable comments will help us to shape the future issues better. Thank you!

FEEDBACK FORM

Highly Appreciable / Somewhat / Did Not Read / Appreciable / Not Appreciable (Tick any one).

Comments/Suggestions (if-any) _____
_____ (please attach separate sheet if necessary).

Name: Mr/Ms/Dr/Prof _____

Organization / Institution / University _____

Designation _____

Address _____

Phone / Mobile: _____

E-mail: _____

SUBSCRIPTION FORM

I wish to subscribe “**SANKALAN: - The Journal of Science, Technology and Humanities**”, for 1 / 2 / 3 year (s). A Bank Draft / Cheque no. / NEFT Transaction Details _____ dt. _____ for Rs. / US \$ _____ drawn in favour of Rishabh Rai, S.B.I. Main Road, Buxar, Bihar, India, Pin:- 802101, Account No. – 35258441986, I.F.S.C.: - SBIN0001227, Branch Code: - 1227, Payable at Buxar towards the subscription for ____ year (s) is enclosed.

Name _____

Org. / Inst. _____

Address _____

Country _____ Pin _____

Phone: _____

Fax: _____ E-mail: _____

Signature with Date: _____

Subscription Rates

Category **1 yr. 2 yrs. 3 yrs.**

Indian (in Rs.)

1 Institution 2200 4200 6000

2 Individuals 1200 2200 3200

3 Alumni/Students 1000 2000 3000

Foreign (in US \$)

4 Air-Mail 800 1000 1200

5 SAARC countries 200 400 600

* Please add Rs.70 towards bank charges, in case of outstation cheques.

* Overseas Payments must be through bank drafts only.

* Please, prefer NEFT Transfer for the Payment Purpose.

To:

Rishabh Rai

Editor - in - Chief

“SANKALAN: - The Journal of Science, Technology and Humanities”,
I.S.S.N. (Online): - 2455 - 3557

Permanent Address: - S / O, Shri J.P.N. Rai,
Opposite Ambassador Hotel, Vishnupuri,
Syndicate, Buxar
Bihar, Pin: - 802101, India
Email: sankalan.editor@gmail.com

AIM & SCOPE

“SANKALAN :- The Journal of Science, Technology and Humanities”, aims to provide platform to researchers, academicians, developers, industry experts, and authors interested in state-of-the art and state-of-the-practice activities via publishing their research-based papers, articles, and case studies on topics of current concern in the areas of engineering branches, namely, Electrical Engineering, Electronics, Communication Technology, Instrumentation and Measurement, Information Technology, Computers, Mechanical Engineering, Robotics and allied disciplines, Applied Sciences as well as the Humanities background including Sales/Finance/Human resources including the Managerial & Arts Domain.

CALL FOR PAPERS

We invite unpublished, theoretical, or empirical research papers, review papers, case studies for publication in the **“SANKALAN: - The Journal of Science, Technology and Humanities”**, in I.E.E.E. format round the year. Soft copies of the articles limited to 6000 words in Word format may be e-mailed to: sankalan.editor@gmail.com.

NOTE TO AUTHORS

The papers are accepted for review with the understanding that the same work has neither been submitted nor published elsewhere. Articles received for the journal will be blind peer-reviewed and reviewer's comments expeditiously communicated to authors for revision, if any. The review process typically takes two - three months. The author is responsible for obtaining copyright release and corporate and security clearances prior to submitting material for consideration. Publisher assumes that authors have gone through the process of clearance when a paper is submitted.

The soft-copy of the journal will be available at the Journal website: www.sankalan.org.

GALLERY OF THE LAUNCHING FUNCTION OF SANKALAN



[A]. Shri Awadhesh Narayan Singh, Honourable Chairman, Bihar Vidhan Parishad, launching the First Volume & Issue of the Journal on 16.01.2016 in Seminar Hall at V.I.T.M., Buxar



[B]. Launching Poster of SANKALAN in Seminar Hall, V.I.T.M., Buxar




[C]. Chief Guest, Guest of Honour, Chairman – (V.I.T.M.), Director - (V.I.T.M.), Editor - in – Chief (SANKALAN) and others in Lightening of the Lamp




[D]. Dignitaries on the Dias in the Launching Function

SOME APPRECIATIONS FROM EMINENT BODIES...

A). National Science Library – New Delhi, Govt. of India



ISSN NATIONAL CENTRE, INDIA
NATIONAL SCIENCE LIBRARY
Vigyan Suchna Bhawan
Council of Scientific and Industrial Research (CSIR) –
National Institute of Science Communication and
Information Resources
14, Satsang Vihar Marg, New Delhi – 110067, India



Sanjay Burde
Head,
National Science Library,
New Delhi, Govt. of India
Phone: 91-11-26863759
Website: <http://nsl.niscair.res.in>

CERTIFICATE OF APPRECIATION AND HONOURARIUM

Ref. -NSL/ISSN/INF/2017/4 Dated: 28th October, 2017

Mr. Rishabh Rai
Editor-in-Chief
Opposite Ambassador
Hotel, Syndicate, Buxar,
Bihar, 802101

Dear Sir,

We are happy to inform you that the following serial is published by you has been registered and assigned ISSN (Online) in global access (worldwide). Its copy is too registered with International Library, Paris.


'ISSN –2455 - 3557' (Online) - "Sankalan- The Journal of Science, Technology and Humanities"

It is important that the ISSN should be printed on every issue preferably at the right hand top corner of the cover page.

We will be responsible for monitoring the use of ISSN assigned to Indian Serials and for supplying up to-date data of the same to the International Centre for ISSN, Paris. For this purpose we request you to send us the forth coming issue of your serial on complimentary basis.

You are invited on regular basis in the International / National Conferences, Seminars, and Symposiums all over the world by the Government. Your every participations including fooding, lodging and miscellaneous will be sponsored by the Government of India. Your Journal is cordially appreciated by Government of India. Government may appreciate you by the honorarium for the same digitally.

We solicit your co-operation in this regard.

भवदीय

Sanjay Burde
Head, National Science Library
Information & Human Resources Division
New Delhi, 110067, Government of India

B). Prof. (Dr.) R.K. Khandal – President- India Glycols Limited, Noida & Ex- Vice Chancellor – Uttar Pradesh Technical University, Lucknow, U.P., India)

Prof. Dr. R.K. Khandal
President - R&D and Business Development



April 15th, 2018

APPRECIATION

I am pleased to write this, in appreciation of the efforts being made by the Chief Editor of the e-journal "SANKALAN", Mr. Rishabh Rai, the young and energetic fellow. It is a novel idea to bring out such a journal for facilitating academicians pursuing multi- disciplinary research in various institutions, especially from the private sector. It has been a great platform for youth engaged in resolving the issues of industry, society, and policymakers, to share their experiences with others. I am glad to note that the quality of the papers published in this journal has shown consistent improvement over each rendition.

For quality education, it is imperative that students and faculty carry out research to create and acquire new knowledge. Consequently, one looks to the level of research being performed at an institution to gauge the quality of education. In order to evaluate the quality of research, one refers to the quality of publications and patents. It is to be noted that as one publishes more, the quality improves. To that effect, SANKALAN will help youth learn from the work being done by experts at the global level.

I wish the authors and team SANKALAN great success in their endeavours.

Regards,

Prof.(Dr.) Rakesh Kumar Khandal

President, R&D and Business Development, India Glycols Limited, Noida, UP
Former Vice Chancellor, Uttar Pradesh Technical University, Lucknow, UP

Plot No. 2/B, Sector - 126, NOIDA, Gh. Nagar, UP - 201304
Tel : +91 (120) - 3090100/3090200/3090158, Fax : +91 (120) - 3090111/3090211, Direct : 3090158, Mobile : +91 11 9599433590
E-mail : prof@khandal@india glycols.com, drakesh@khandal@ramat.com Website : www.india glycols.com

C). Prof. (Dr.) S.K. SINGH – Ex- Director – B.I.T. Sindri & Dept. of Science & Technology, Jharkhand, India)

Prof (Dr.) S.K. Singh

16 July, 2018

Mob-9431126328

E-mail- sk_singh_bitsindri@yahoo.com

Ex- Director- B.I.T Sindri & Dept of Science & Technology Jharkhand



Foreword

It is my pleasure to write this in appreciation of the efforts made by Shri S.K. Singh, Shri Rishabbh Rai and the team for the e-journal Sankalan (www.sankalan.org) on Science, Technology and Humanities. It is of importance to the scholars for publishing their ideas and observations pursuing Master and Doctoral degree. Besides pure research, applied research papers have been reported in this journal with consistent improvement. It has lot of value in the present context where Government is encouraging scholars to pursue research and to create Intellectual Property.

I wish the “Sankalan” team and all the stakeholders of this online Journal a great Success!

Sincerely

(Prof. S.K. Singh)

Please, write to us at:-

To:

Rishabh Rai

Editor - in - Chief

“SANKALAN: - The Journal of Science, Technology and Humanities”,

I.S.S.N. (Online):- 2455 - 3557

Permanent Address: - S / O, Shri J.P.N. Rai,

Opposite Ambassador Hotel, Vishnupuri,

Syndicate, Buxar

Bihar, Pin: - 802101, India

Email: sankalan.editor@gmail.com



Dignitaries on the Dias in the Launching Function